
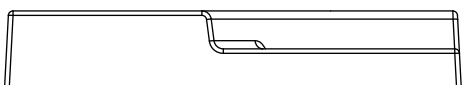
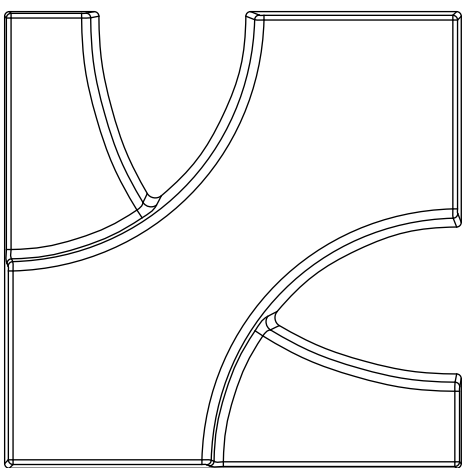


# BreezyBlock™ Installation Guide

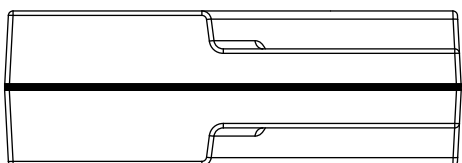
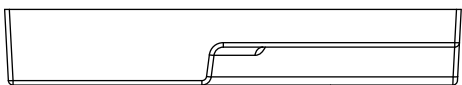


## STEP 1

Bond 2 BreezyBlock halves together back-to-back using thinset mortar. Allow mortar to cure approximately 24 hours.


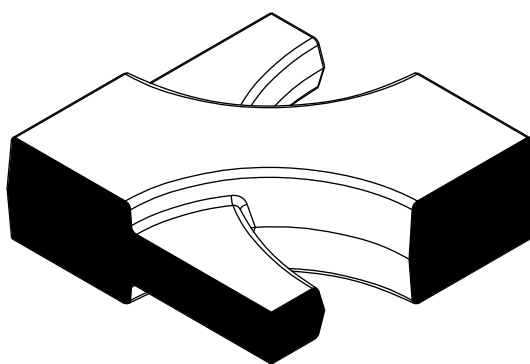


— THINSET MORTAR —



## STEP 2

Build the BreezyBlock wall according to standard block wall practices. Apply mortar to areas shown in black.



Download the Design Guide for this BreezyBlock and follow the pattern placement of your choice.